


Student ID card



Student ID card:

- certifies that you are a student,
- up to the age of 26 gives you discounts on transportation public transportation (50%) and rail – PKP (51%).



The ISIC card does not entitle you to a discount on PKP.

MAKING A DOCUMENT STEP BY STEP



Fill out the application.



Prepare a suitable photograph:

photo in electronic form
minimum 500x625 pixels
maximum up to 100 kB
aspect ratio 35 mm x 45 mm
(width x height)



Upload a photo to the IRK system.

- the photo should be recent,
- in the photo you must not have a headgear, glasses with dark glasses or other things that hinder recognition,
- the photo should show the whole head and the upper part of the shoulders,
- the face should occupy 70-80% of the photo.

35 mm



45 mm

- ✓ Pay PLN 22 to the same account, to which you paid the enrollment fee.



- ✓ Sign the e-oath:


After you have created an account on the UMK university server, log in to the your student account in the USOSweb system and follow the displayed instructions!

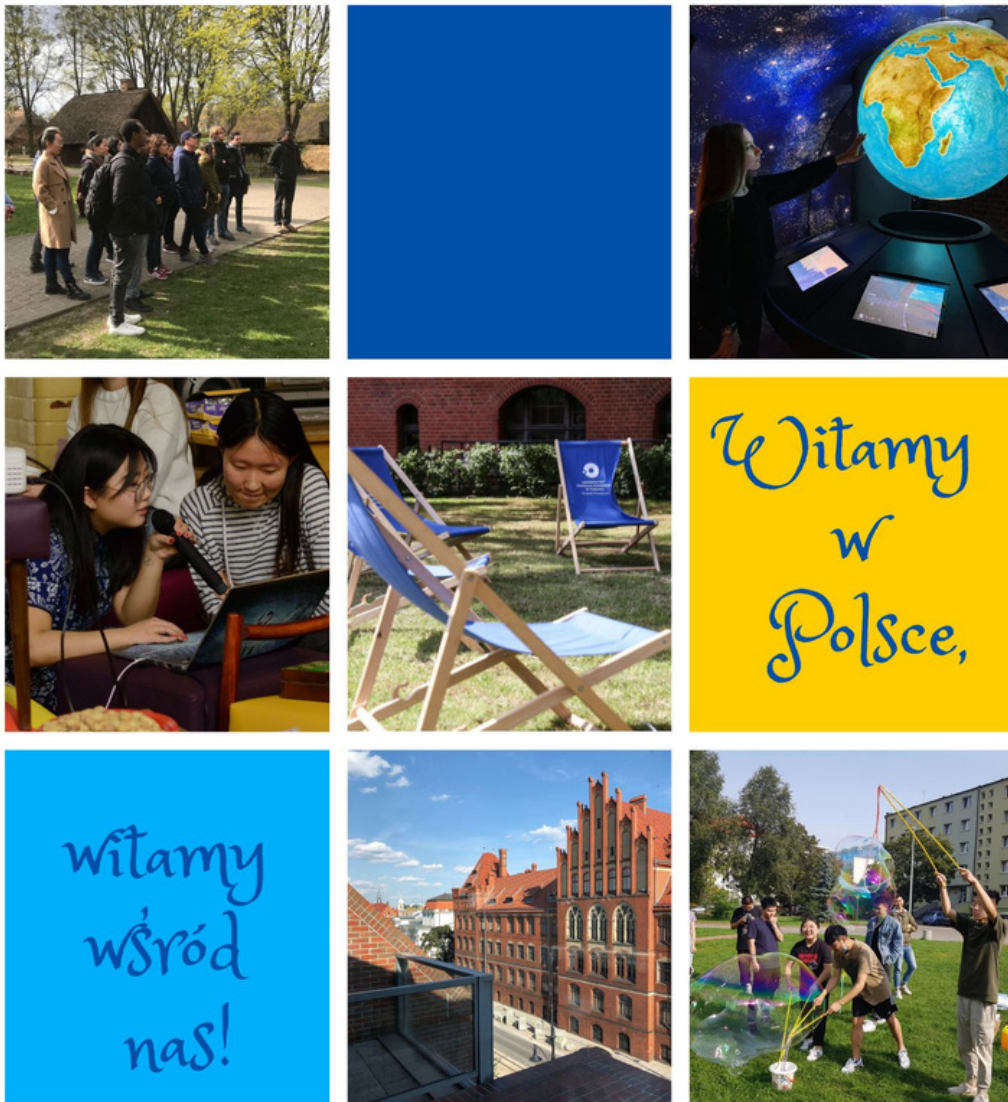


This must be done by **October 15**.

- ✓ Pick up your ID card at the dean's office of your faculty by the deadline or Monday through Thursday during office hours.

If you are studying another year at UMK, remember to renew your ID card. Usually, the starost of the year collects the ID cards and sets a deadline for submission to the dean's office.





The project "Welcome to Poland, welcome AMONG US" is co-financed by the European Social Fund under the Operational Programme Knowledge Education Development, non-competition project entitled. "Raising the competence of academic staff and the potential of institutions in welcoming people from abroad - Welcome to Poland" implemented under the Measure specified in the project application no. POWR.03.03.00-00-PN14/18.